














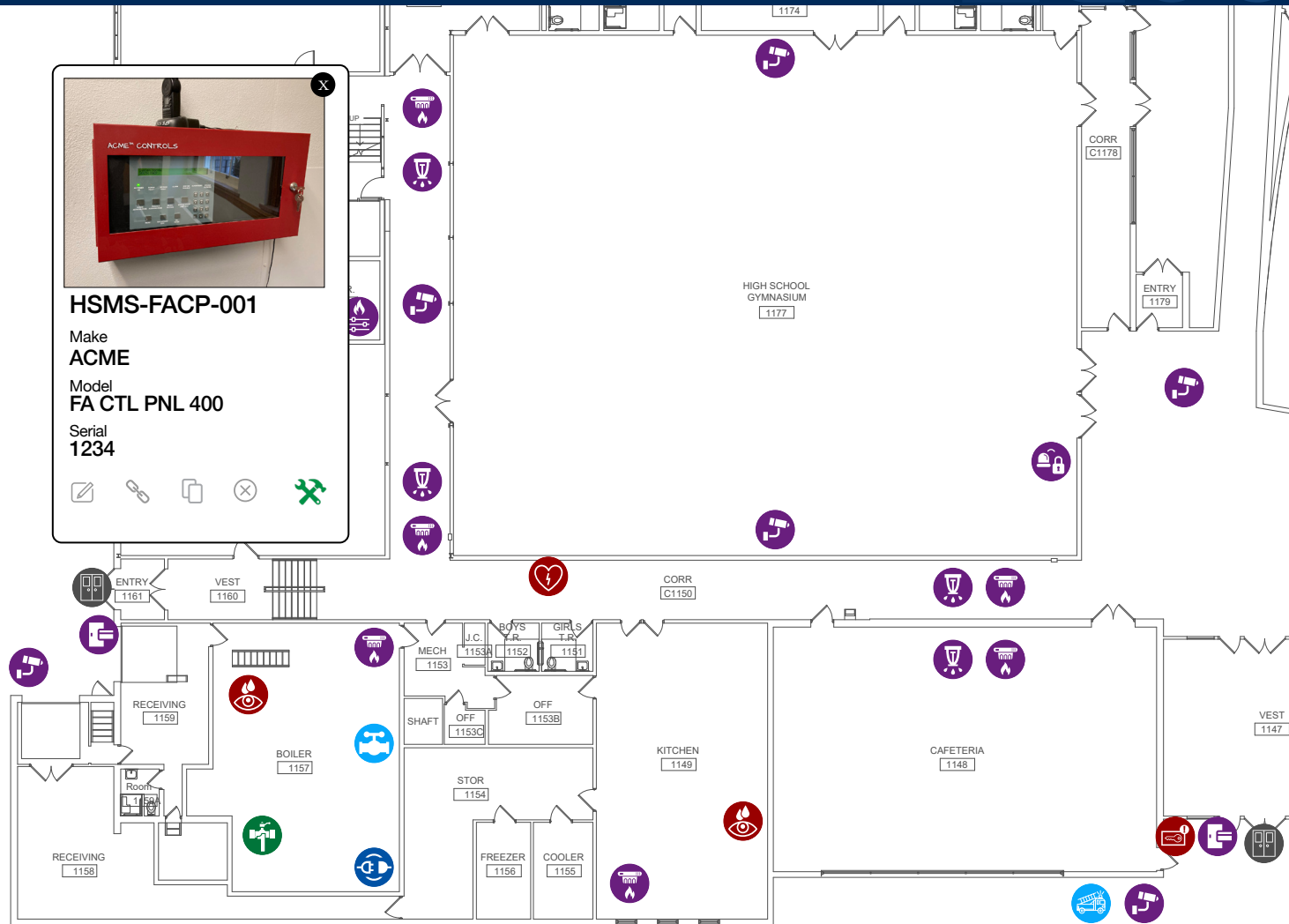


KEY TO ASSET SYMBOLS	
	AED
	Blue Light - Lockdown
	Card Reader
	Electric Disconnect
	Entrance Door
	Eye Wash Station
	Fire Alarm Control Panel
	Fire Alarm Device
	Fire Dept. Connection
	Gas Valve - Main
	Lockdown Button
	Knox Box
	Security Video Camera
	Sprinkler System
	Water Valve

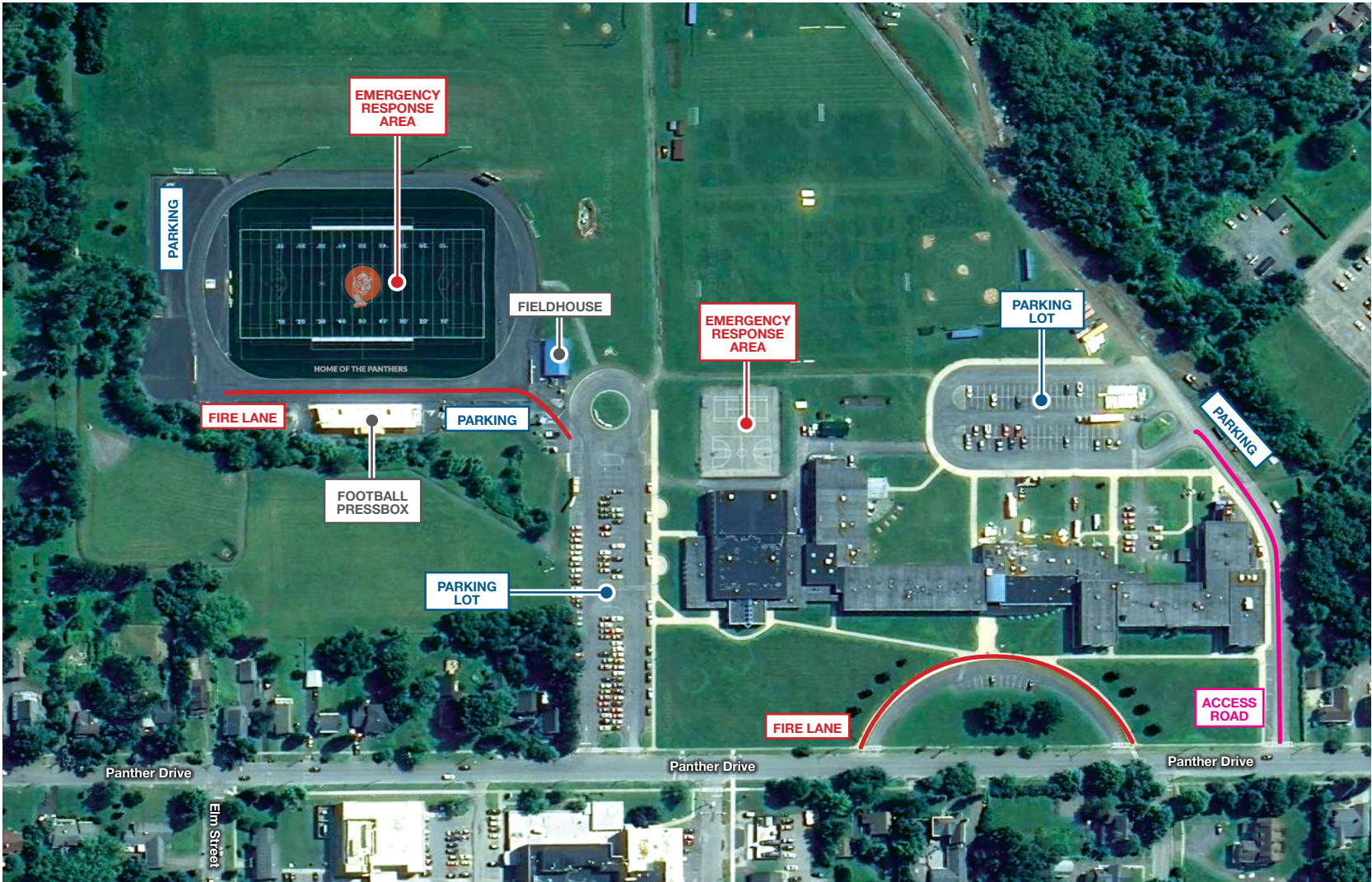


The asset location stamps on the floor plan above can be made visible in Facilities Drawings using customizable filters. These custom views can then be output and distributed as PDF documents.

For the purposes of this sample, only a small portion of a floor plan and selected assets are shown. 200+ other asset types are also available. The Symbol Key at left is pasted into the PDF using turnkey graphics provided by Follett Software Professional Services.

With Facilities Drawings, you can easily create safety plan drawings that both improve district emergency planning, and satisfy state and/or local documentation requirements

Learn more about [Facilities Drawings](#) on our website then [schedule a demo](#) to see lots more ways that interactive floor plans can help solve some of your most challenging K12 facility management issues.



1 SITE PLAN  
No Scale



ANYTOWN CENTRAL SCHOOL DISTRICT  
ANYTOWN CENTRAL SCHOOL  
1 PANTHER DRIVE, ANYTOWN, NY 14500

CLIENT:  
 **ANYTOWN**  
Central School District

MARK	DATE	DESCRIPTION

ELECTRONIC FACILITIES  
RECORDS

ISSUE DATE: 06/09/2024

AA PROJECT NO.	241459
OWNER PROJECT NO.	014872A
DRAWN BY:	LMM
CHECKED BY:	MRW
PROJECT MANAGER:	DCM

SHEET TITLE:

ANYTOWN CENTRAL  
SCHOOL

SITE PLAN